 ET-M672BXXXXYZ: Maximum System Voltage1000 VDC
-H ET-M672BHXXXXYZ: Maximum System Voltage1500 VDC

Electrical Characteristics

Module Type	ET-M672B390WW/WB	ET-M672B395WW/WB	ET-M672B400WW/WB	ET-M672B405WW/WB
	ET-M672BH390WW/WB	ET-M672BH395WW/WB	ET-M672BH400WW/WB	ET-M672BH405WW/WB
	STC	STC	STC	STC
Maximum Power at STC (Pmp)	390	395	400	405
Open Circuit Voltage (Voc)	48.7	48.9	49.1	49.4
Short Circuit Current (Isc)	9.95	10.03	10.10	10.15
Maximum Power Voltage (Vmp)	41.2	41.4	41.6	41.9
Maximum Power Current (Imp)	9.47	9.55	9.62	9.67
Module Efficiency at STC(ηm)	19.32	19.56	19.81	20.06
Power Tolerance	(0,+4.99)			
Maximum System Voltage	1000 VDC / 1500 VDC			
Maximum Series Fuse Rating	20A			

STC: Irradiance 1000 W/m² module temperature 25°C AM=1.5;

Temperature Characteristics

Pmax Temperature Coefficient	-0.38 %/°C
Voc Temperature Coefficient	-0.28 %/°C
Isc Temperature Coefficient	+0.05 %/°C
Operating Temperature	-40 ~ +85 °C
Nominal Operating Cell Temperature (NOCT)	45±2 °C

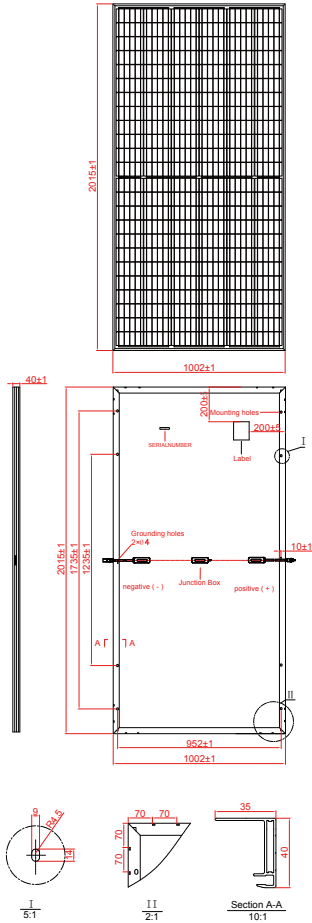
Mechanical Specifications

External Dimensions	2015 x 1002 x 40 mm
Weight	23.0kg
Solar Cells	PERC Mono crystalline 158.75 × 79.375 mm(144pcs)
Front Glass	3.2 mm AR coating tempered glass, low iron
Frame	Anodized aluminium alloy
Junction Box	IP68, 3 diodes
Output Cables	4.0 mm², Portrait:255mm(+)/355mm(-);Landscape:1200mm
Connector	MC4 Compatible
Mechanical Load	5400 Pa

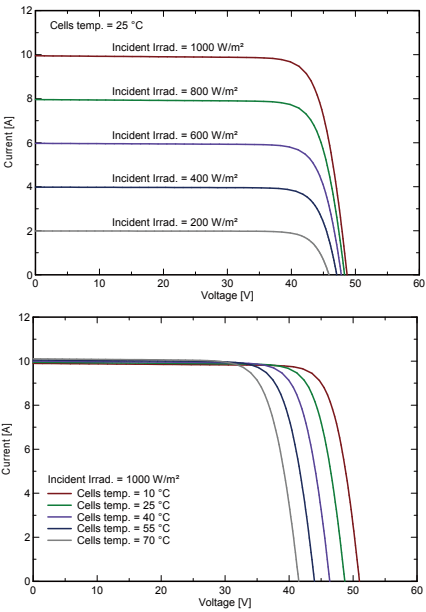
Packing Configuration

	2015 x 1002 x 40 mm		
Container	20'GP	40'GP	40'HQ
Pieces per Pallet	27	27	27+2*
Pallets per Container	10	22	22
Pieces per Container	270	594	638

* 27+2 pieces per pallet is the special package which only suits for container transport.
For details,please consult ET SOLAR.




I-V Curve



ElITE PLUS

PV Module

ET-M672B(H)390-405WW/WB



ET ELITE PLUS– A Module re-Modeled

ET ELITE PLUS Series solar module boasts two identical parts, which are composed of cells that are half the size of ordinary solar cells. By cutting cells into halves, these smaller currents will help reduce “Cell To Module” loss, which means higher output.

In the meantime, the overall space between cells are doubled, and more light will be transferred into power through multiple reflections. Compared to mainstream standard modules, the ET ELITE PLUS series module has lower current and series resistance which helps minimize mismatch loss, internal power loss, and shadow effect, etc. Once one cell has EL defect or appearance defect, such as black edge or V sharp. After cutting, one intact half can be reused.



More Output



Higher Efficiency




Higher ROI

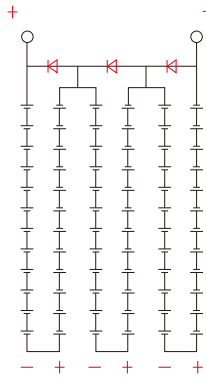
Less Mismatch loss

Instead of 6 internal strings of cells, the PLUS series module has 2 x 6 shorter ones. This design effectively deals with the mismatch happened between cells caused by shadow, out of sync performance degradation, ect.


Standard Module / With 6 internal strings of cells



Design Sketch



Circuit Diagram



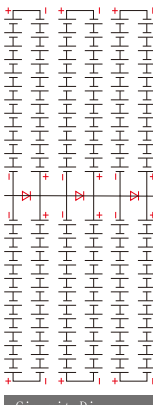
Electrical Mismatch

Module current output is 8.7A, current mismatch in series is **0.3A**.

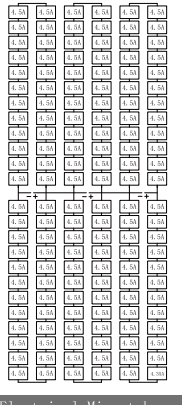
ET ELITE PLUS / With 2 x 6 internal strings of cells



Design Sketch




Circuit Diagram



Electrical Mismatch

Module current output is 4.5+4.35=8.75A, current mismatch in series is **0.15A**.

Less Internal Power Loss

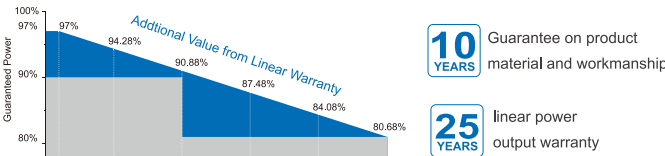


The ribbon length of half-cell is shorter than normal cell. Calculated by Joule's law and Ohm' law, the power loss reduction is nearly 6%.

Product Certificates



Warranty



Insurance

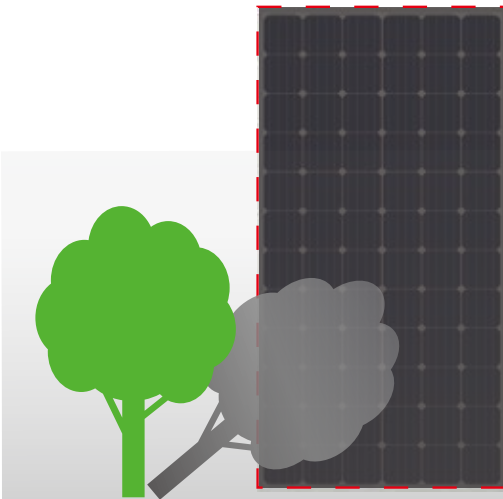


Higher Yield Due to Better Shading Response

ET ELITE PLUS comprises two separated and identical solar cell arrays, which means the ordinary strings of cells are cut into halves, and these shorter strings compose arrays which has separated current paths. When a module is shaded, only one side shaded array's current will be impacted, while the other array will still be functionally producing power. Under this circumstance, when a module is shaded, the affected working areas of ET ELITE PLUS will be 50% less.

By cutting solar cell into halves, the internal power loss will be lower and hot spot effect will also be reduced.

Standard Module



ET ELITE PLUS Module

